Titus Group
Technical catalogue

Titus Damper and Damping Systems

Multipurpose damping technology



2022

Important Information

Technical information

While every effort has been made in the production of this catalogue to ensure the accuracy of information, our products are continually being revised and users should confirm the up to date specification before ordering. Due to constant improvement of products presented in the catalogue, we can make changes at any time and without notice.

Responsibility

It is the responsibility of the user to ensure the fitness of hardware for the intended purpose. We recommend assessment by appropriate testing in the application and by technical enquiry to our representatives.

Intellectual property

Titus Group owns the intellectual property rights in its products worldwide whether as trademarks, patents, intellectual, copyright, designs, illustrations, drawings and the 'know how' contained in their design and production. Titus Group respects the equivalent rights in competitors and all other relevant product design rights. To our knowledge our products do not infringe any intellectual property rights of competitors or other parties. Titus Group takes infringements of its rights seriously and will rigorously defend these rights to the full extent of the law.

*Non preferred articles

All Item numbers in the catalogue marked with * are for non preferred items available on extended delivery times.

Trademarks

Titus and Titusonic are registered trademarks of Titus International Ltd. Lama is a registered trademark of Titus d.o.o. Dekani, WoodWelding is a registered trademark of WW SA.

Multipurpose damping technology for high volume applications



Furniture doors

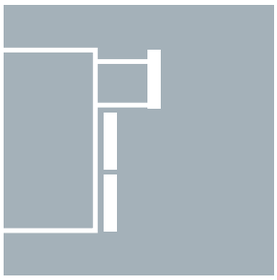

Drawers



Lids for various purposes
- top load washing machines
- lift-up systems



Interior doors



Sanitary equipment



House-hold appliances



Sliding doors

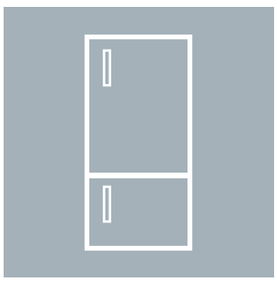

Refrigerators



Shower doors



Force and performance consistency
- Consistent and reliable damping at any closing speed
- Increases life-time expectancy of objects
- The system reliably reaches the end position regardless of speed

Fully controllable damping action
- Precise definition of forces and their distribution over the whole damping action
- Fine tuning of performance to specific applications

Cold/hot environment friendly
- Efficient performance in temperature range from -30°C to +150°C (-22°F to 302°F)

Titus Damper



Efficient modular design

- A low number of assembly parts enables quick development of customised solutions
- Engineered for efficient and high precision manufacturing
- Customised solutions for various furniture and other applications

Quality

- Integrated quality checks assure consistency over high volume production runs
- Sealing process prevents oil leakage

Totally Integrated Engineering

- Titus Group has the competence, experience and resources to offer support in all phases of the product life-cycle; from product design to efficient high volume manufacturing
- All manufacturing phases at one location

Titus Damper
Damping technology

Design and functional principles

Titus dampers slow down linear or rotary movement before reaching a resting position.



Functional principles

By converting kinetic energy into thermal energy, hydraulic dampers reduce hard shocks and oscillation amplitudes. In a linear damper, the kinetic energy of the moving object is transferred through the steel rod to the valve in the damping cylinder.

Hydraulic fluid is pushed through the valve and heat is generated. As the spring returns the valve to its original position hydraulic fluid flows back into the damping chamber.

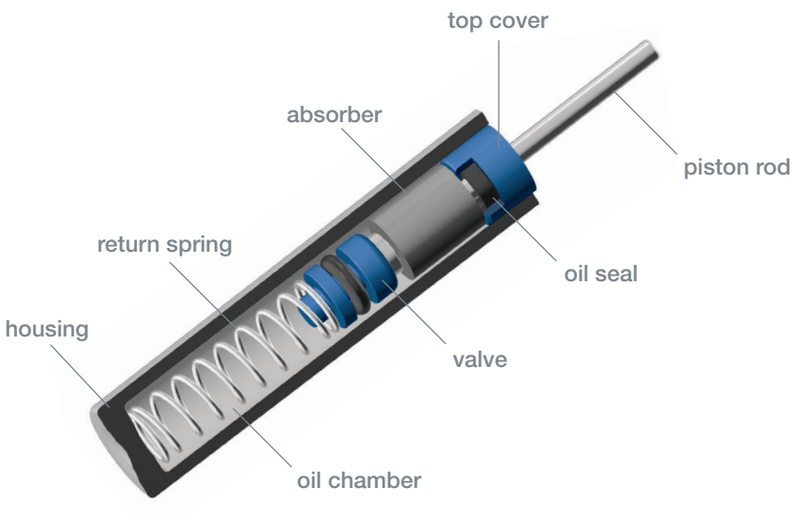

Quality control system

100% quality check of all dampers

- High precision manufacturing
- Automated assembly technology minimises variations in performance
- Integrated 100% quality checks ensure consistency over high volume production runs
- Proprietary assembly and quality assurance equipment

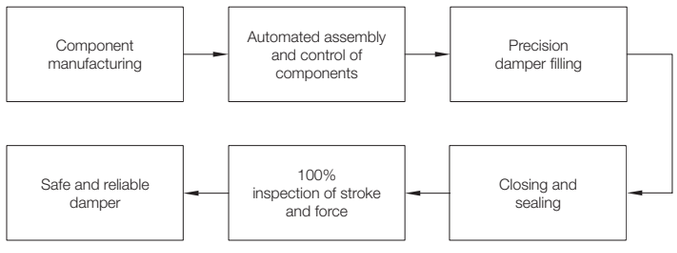

Process chart

Application

Stroke

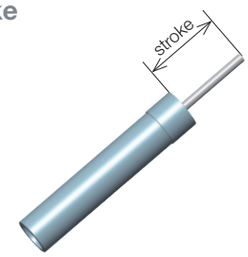

S Series
Short stroke dampers are dampers with a maximum stroke of 16mm. They are suitable for solutions requiring the damping action to be spread over a short course. Short stroke dampers have automatic return of the piston rod.

L Series
Long stroke dampers have a stroke greater than 16mm. They are suitable for solutions that require the damping action to be spread over a long course. Long stroke dampers have automatic or mechanical return of the piston rod. Long stroke dampers are usually needed for systems with heavier weights or faster initial speeds.

Areas of application

Interior home or commercial application



swinging doors



drawers, pull-out systems in base cabinets, pantry pull-out systems, office filing systems, waste bin pull-out systems



lift-up, drop-down doors

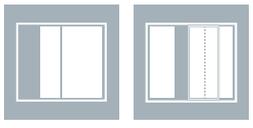

sliding doors



interior doors



house-hold appliances



bathroom and sanitary equipment

Transportation



Various other purposes



swimming pool fences

Titus Damper
Product Scope

Overview

Technical details

Diameter of cylinder	8mm, 9mm, 10mm, 13mm
Damping forces S Series dampers (at 740mm/min) S Series Evolut dampers (at 740mm/min) L Series dampers (at 1000mm/min)	 from 5N to 400N from 400N to 1000N from 2N to 22.5N
Standard stroke lengths	from 10mm to 100mm
Types of dampers	Linear, hydraulic
Operating temperature range Cold environment Room temperature Hot environment	 -30°C to 150°C (-22°F to 302°F) -30°C to 0°C (-22°F to 32°F) 0°C to 70°C (32°F to 158°F) 70°C to 150°C (158°F to 302°F)
Material of piston rod	Stainless steel
Material of cylinder	Plastic

For optimal damping performance standard dampers can be customised with: damper connection, damping force, damping characteristics, body colour, type of self closing mechanism.

Piston rod return (resetting)

Automatic – with spring
The piston rod is automatically reset by the internal spring.

Mechanical – without spring
The piston rod is manually pulled out into the starting position.

Operating scope

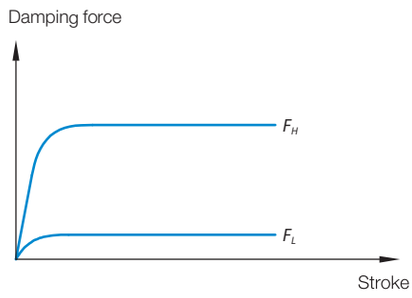

- High coefficient γ of Titus damper assures efficient damping at any closing speed
- Damping force can be easily adapted to customer needs

$$\gamma = \frac{F_H}{F_L}$$

F_H - damping force at slam speed (740mm/min)

F_L - damping force at slow speed (60mm/min)

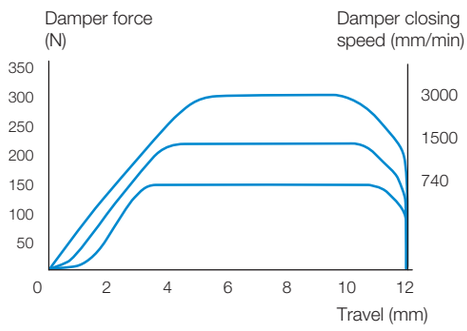

Percieved damper forces, related to different constant speed forces

Example: Diagram shows the damper with the nominal force 150N

Damping action

- Even and smooth soft closing action
- Soft and reliable closing



Flat or linear damping curve shows the uniform action produced during damper closing at a defined speed.

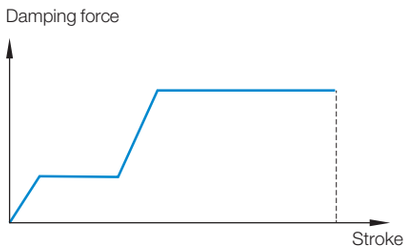

MultiStage damping curve brings a controlled function through more stages. At the beginning the lower damping force is applied to slow down the object and prevents re-bounce, afterwards there is a higher damping force to assure efficient deceleration of damped object.

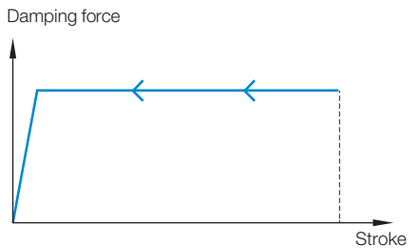

Reverse damping curve occurs when pulling the damper rod out of the housing, contraty to standard damper when damping function occurs pushing the rod in.

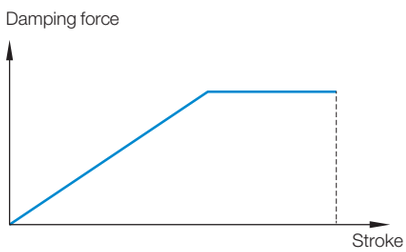

Ramp damping curve shows the progressive action produced during damper closing at a defined speed.

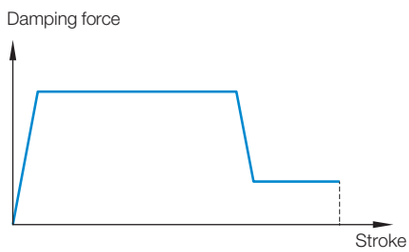

Damping curve with final release shows the flat/ linear damping action produced during damper closing at a defined speed and drop of the force before the damper reaches the end position.

Response to speed

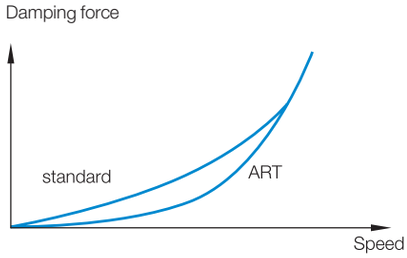

Response to speed defines the increase in damping force in relation to the closing speed of the damping object.

Standard
The damping force increase is approximately linear to the increasing speed of closing.

ART - Adaptive Response Technology
The damping force increase is parabolically adaptive to the increasing speed of closing. Consequently, the door closing is smooth, progressive, and reliable. This function allows a lower door opening force.

Titus Damper
Product Guide

S Series - Short Stroke Dampers

	For standard temperature range	For extended temperature range
Product	Damper SG	Damper SP
		
Technical characteristics		
Length (mm)	42	42
Ø piston rod (mm)	2	2
Ø cylinder (mm)	9	10
Max. stroke (mm)	16	15
Max. damping force (N)	60	350
Damping characteristics	flat, reverse	flat, MultiStage, ramp
Piston rod return	spring	spring
Operating temperature	0°C to 40°C (32°F to 104°F)	0 to 120°C (32°F to 248°F)
Storage temperature	-20°C to 70°C (-4°F to 158°F)	-20°C to 120°C (-4°F to 248°F)
Material of the piston rod	Stainless steel	Stainless steel
Damper type	hydraulic	hydraulic
***Space requirements**	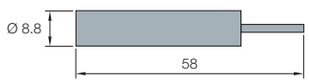	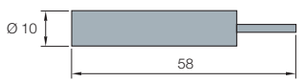
Stroke limits		

*Space requirements = Minimum extent of space required to place the damper

Titus dampers can be altered for customised solutions

For additional information please contact Titus group representative or submit the criteria form available on www.titusplus.com

Damper ST Evolut

50
2.5
13
14
1000
flat, MultiStage, ramp
spring
0 to 150°C (32°F to 302°F)
-20°C to 150°C (-4°F to 302°F)
Stainless steel
hydraulic
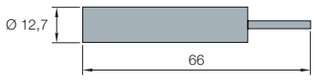


Titus Damper
Product Guide

L Series - Long Stroke Dampers

	For standard temperature range	
Product	Damper LF	Damper LD
		
Technical characteristics		
Length (mm)	80	88
Ø piston rod (mm)	2	2
Ø cylinder (mm)	8	9
Max. stroke (mm)	45	50
Max. damping force (N)	5.5	20
Damping characteristics	flat, ramp, release, MultiStage	flat
Piston rod return	spring, mechanical	mechanical
Operating temperature	0°C to 40°C (32°F to 104°F)	0°C to 40°C (32°F to 104°F)
Storage temperature	-20°C to 70°C (-4°F to 158°F)	-20°C to 70°C (-4°F to 158°F)
Material of the piston rod	Stainless steel	Stainless steel
Damper type	hydraulic	hydraulic
***Max. space requirements**	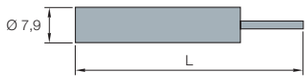 spring L = 126 mechanical L = 133	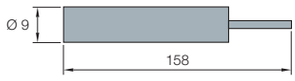
Stroke limits	 spring SL = 35 max mechanical SL = 45 max	

*Space requirements = Minimum extent of space required to place the damper

Titus dampers can be altered for customised solutions

For additional information please contact Titus group representative or submit the criteria form available on www.titusplus.com

For standard and extended temperature range

Damper LA	Damper LG	Damper LK
		
97	151	92
2	2.3	2
9	9	9
50	100	53
7	22.5	22.5
flat, ramp, release, reverse	flat	flat, ramp, release, reverse
mechanical	mechanical	spring, mehanical
0°C to 40°C (32°F to 104°F)	0°C to 40°C (32°F to 104°F)	-30°C to 40°C (-22°F to 104°F)
-20°C to 70°C (-4°F to 158°F)	-20°C to 70°C (-4°F to 158°F)	-40°C to 70°C (-40°F to 158°F)
Stainless steel	Stainless steel	Stainless steel
hydraulic	hydraulic	hydraulic
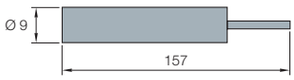		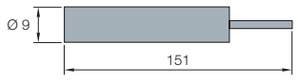
		

S Series
For standard temperature range

- Series of standard dampers for various applications requiring low force
- Applications: furniture doors, various lids, toilet seats, washing machine doors
- Damping force, stroke and damping characteristics can be tuned to customer requirements

Dampers can be altered for cold environment applications down to -30°C (-22°F)

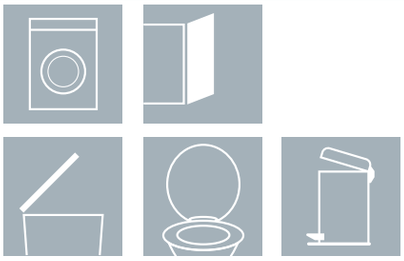

Technical details	Damping force at v=740mm/min (N)	Working stroke (mm)	Piston rod return	Damping characteristics	Item number
SG 8 - 42 - 16	5	16	spring	flat	**963-0E73**
 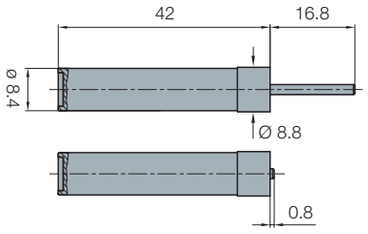	12	16	spring	flat	**963-0358**
	17	16	spring	flat	**963-0375**
	28	16	spring	flat	**963-0E75**
	35	16	spring	flat	**963-0X33**
	45	16	spring	flat	**963-0X31**
	Damping characteristics ⇢ see pages 6-7				
SG 8 - 42 - 16 with rubber tip	5	16	spring	flat	**963-0S25**
 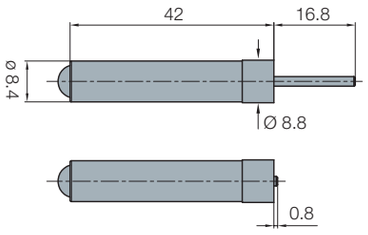	12	16	spring	flat	**963-0S55**
	17	16	spring	flat	**963-0Y87**
	28	16	spring	flat	**963-0H56**
	35	16	spring	flat	**963-0B65**
	45	16	spring	flat	**963-0X20**
	Damping characteristics ⇢ see pages 6-7				
	Dampers with rubber tips should be used if object of damping comes in direct contact with the damper. The tip softens the impact.				
SG 8 - 42 - 16 with rubber tip adjustable	5	16	spring	flat	**963-0F07**
 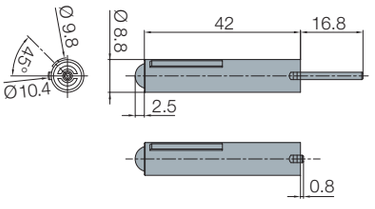	12	16	spring	flat	**963-0G12**
	17	16	spring	flat	**963-0F20**
	28	16	spring	flat	**963-0F21**
	35	16	spring	flat	**963-0X37**
	45	16	spring	flat	**963-0X26**
	60	16	spring	flat	**963-0X73**
	Damping characteristics ⇢ see pages 6-7				
	Dampers with rubber tips should be used if object of damping comes in direct contact with the damper. The tip softens the impact.				

Custom made solutions. For additional information please contact Titus group representative or submit the criteria form available on www.titusplus.com.

S Series
For extended temperature range

- Series of short stroke dampers for various application in areas with bigger temperature fluctuations and areas were higher damping force is required
- Applications: kitchen ovens, refrigerators, heavier furniture doors or lids, toilet seats
- Damping force, stroke and damping characteristics can be tuned to customer requirements

Dampers can be altered for cold environment applications down to -30°C (-22°F)



Technical details

SP 10 - 42 - 15



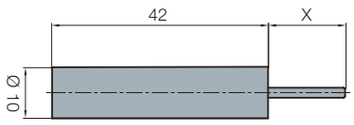

x = rod length
depending on stroke, the rod length can be:
10, 12, 16 or 18mm

Damping force at v=740mm/min (N)	Working stroke (mm)	Piston rod return	Damping characteristics	Item number
60	15	spring	flat	**960-0N59**
100	15	spring	flat	**960-0H45**
120	10	spring	flat	**960-0Y60**
120	15	spring	flat	**960-0H11**
150	10	spring	flat	**960-0Y90**
150	12	spring	flat	**960-0219**
150	15	spring	flat	**960-0N88**
200	12	spring	flat	**960-0E98**
200	15	spring	flat	**960-0N92**
220	15	spring	flat	**960-0K50**
220	18	spring	flat	**960-0K83**
240	12	spring	flat	**960-0K36**
240	15	spring	flat	**960-0N29**
280	12	spring	flat	**960-0X98**
280	15	spring	flat	**960-0N28**
315	15	spring	flat	**960-0M86**
350	10	spring	flat	**960-0L31**
350	12	spring	flat	**960-0D16**
350	15	spring	flat	**960-0M97**
400	15	spring	flat	**960-0L34**

Damping characteristics ⇢ see page 6-7

Working stroke 10, 12 available upon request

S Series
For extended temperature range

- Series of short stroke dampers for various application in areas with bigger temperature fluctuations and areas were higher damping force is required
- Applications: kitchen ovens, refrigerators, heavier furniture doors or lids, toilet seats
- Damping force, stroke and damping characteristics can be tuned to customer requirements

Dampers can be altered for cold environment applications down to -30°C (-22°F)



Technical details

	Damping force at v=740mm/min (N)	Working stroke (mm)	Piston rod return	Damping characteristics	Item number
SP 10 - 42 - 15	240	15	spring	ramp	**960-0D21**
	350	15	spring	ramp	**960-0D23**



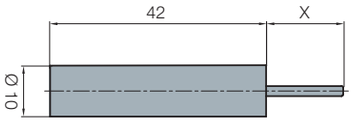

Damping characteristics ⇢ see page 6-7

Working stroke 10, 12, 16 available upon request

SP 10 - 42 - 15	170-270	10	spring	MultiStage	**960-0R84**
	210-330	10	spring	MultiStage	**960-0R83**
	250-440	10	spring	MultiStage	**960-0H72**
	280-550	10	spring	MultiStage	**960-0H05**



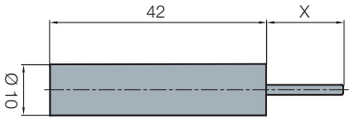

Damping characteristics ⇢ see page 6-7

Working stroke 10, 12, 16 available upon request

Custom made solutions. For additional information please contact Titus group representative or submit the criteria form available on www.titusplus.com.

S Series Evolut
For extended temperature range

- Series of strong short dampers for various application in areas with bigger temperature fluctuations and areas were higher damping force is required
- Applications: ovens and other household appliances, furniture doors, various lids, swimming pool fences, toilet seats, interior doors
- Damping force, stroke and damping characteristics can be tuned to customer requirements



Technical details	Damping force at v=740mm/min (N)	Working stroke (mm)	Piston rod return	Damping characteristics	Item number
ST 13 - 50 - 14	400	14	spring	flat	**959-0R74**
	500	14	spring	flat	**959-0R75**
	600	14	spring	flat	**959-0R76**
	700	14	spring	flat	**959-0R77**
	800	14	spring	flat	**959-0R78**
	900	14	spring	flat	**959-0R79**
	1000	14	spring	flat	**959-0R80**



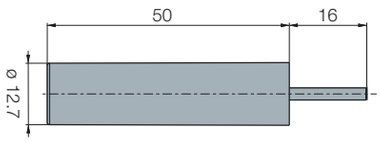

Damping characteristics ⇢ see pages 6-7

L Series
For standard temperature range

- Series of long stroke dampers for application in systems with heavier weights and faster initial speeds
- Applications: sliding doors, interior doors, drawers, shower doors, pocket doors, automotive
- Damping force, stroke and damping action can be tuned to customer requirements

Dampers can be altered for cold environment applications down to -30°C (-22°F)

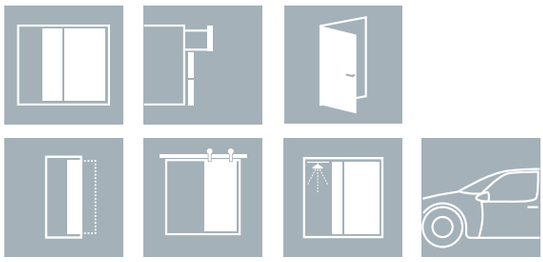

	Technical details	Damping force at v=1000mm/min (N)	Working stroke (mm)	Piston rod return	Damping characteristics	Item number
LD 9 - 88 - 50	 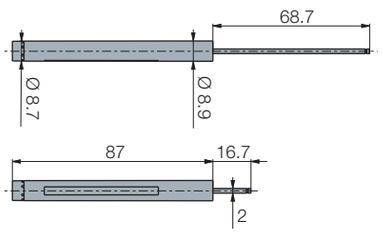	10	50	mechanical	flat	**961-0M69**
		12.5	50	mechanical	flat	**961-0M70**
		15	50	mechanical	flat	**961-0M71**
		17.5	50	mechanical	flat	**961-0M72**
		20	50	mechanical	flat	**961-0M76**
		Damping characteristics ⇢ see pages 6-7				
LA 9 - 97 - 50	 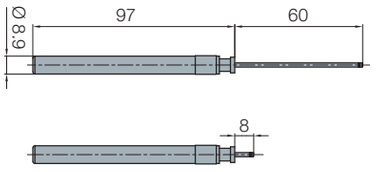	3.8	50	mechanical	flat	**961-0M67**
		4.2	50	mechanical	flat	**961-0V32**
		7	50	mechanical	flat	**961-0X53**
		Damping characteristics ⇢ see pages 6-7				
LA 9 - 97 - 50 with connection	 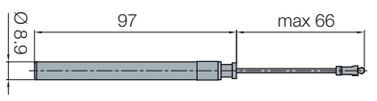	With Connection C	4.2	50	mechanical	flat	**961-0V36**
		With Connection C	4.2	50	mechanical	release	**961-0359**
		Damping characteristics ⇢ see pages 6-7				
		Connectors ⇢ see page 20				

Custom made solutions. For additional information please contact Titus group representative or submit the criteria form available on www.titusplus.com.

L Series
For standard temperature range

- Series of long stroke dampers for application in systems with heavier weights and faster initial speeds
- Applications: drawer systems, undermounted runners, ball bearing slides
- Damping force, stroke and damping action can be tuned to customer requirements

Dampers can be tuned with ART function

Technical details	Damping force at v=1000mm/min (N)	Working stroke (mm)	Piston rod return	Damping characteristics	Item number
LF 8 - 80 - 45	3.8	45	mechanical	flat	**961-0H19**
 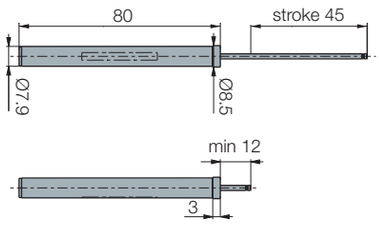	4.2	45	mechanical	flat	**961-0W80**
	Damping characteristics ⇢ see pages 6-7				
LF 8 - 80 - 35	5	35	spring	release	**961-0G11**
 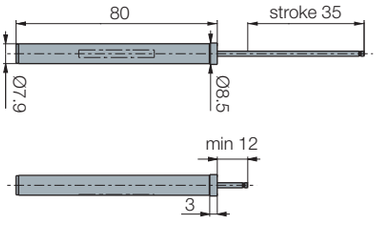	5	35	spring	flat	**961-0G65**
	6.5	35	spring	release	**961-0G65**
	9	35	spring	release	**961-0G09**
	Damping characteristics ⇢ see pages 6-7				
LF 8 - 80 - 35 with connection	5	35	spring	release	**961-0G03**
 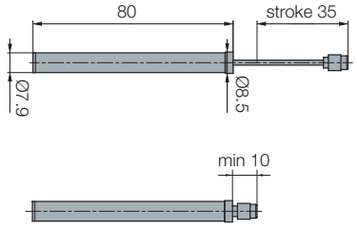	5	35	spring	flat	**961-0G15**
	Damping characteristics ⇢ see pages 6-7				
	Connectors ⇢ see page 20				

L Series
For standard or extended temperature range

- Series of long stroke dampers for application in systems with heavier weights and faster initial speeds
- Applications: refrigerators, drawer systems, undermounted runners, ball bearing slides, sliding doors, interior doors, shower doors, pocket doors, automotive
- Damping force, stroke and damping action can be tuned to customer requirements

Dampers can be altered for cold environment applications down to -30°C (-22°F)

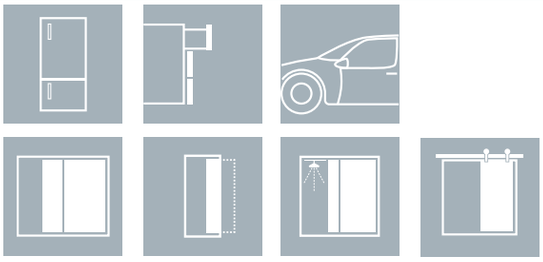

Technical details

LK 9 - 92 - 53
with connection

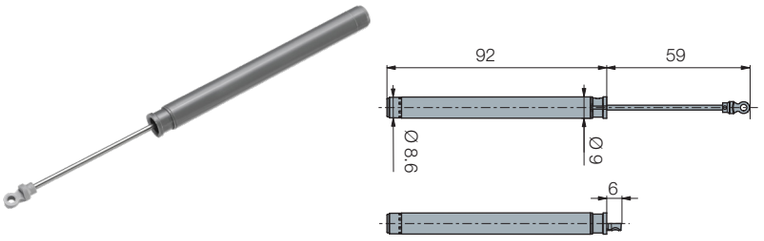

Damping force at v=1000mm/min (N)	Working stroke (mm)	Piston rod return	Damping characteristics	Item number
2	53	mechanical	flat	**965-9901**
2.5	53	mechanical	flat	**965-9902**
3.5	53	mechanical	flat	**965-9903**
4.2	53	mechanical	flat	**965-9904**
5	53	mechanical	flat	**965-9905**
7.5	53	mechanical	flat	**965-9907**
10	53	mechanical	flat	**965-9910**
12.5	53	mechanical	flat	**965-9912**
15	53	mechanical	flat	**965-9915**
17.5	53	mechanical	flat	**965-9917**
20	53	mechanical	flat	**965-9920**
22.5	53	mechanical	flat	**965-9922**

Damping characteristics ⇢ see pages 6-7

Progressive, reverse, release available upon request

Connectors ⇢ see page 20

Custom made solutions. For additional information please contact Titus group representative or submit the criteria form available on www.titusplus.com.

L Series
For standard temperature range

- Series of long stroke dampers for application in systems with heavier weights and faster initial speeds
- Applications: refrigerators, drawer systems, undermounted runners, ball bearing slides, sliding doors, interior doors, shower doors, pocket doors, automotive
- Damping force, stroke and damping action can be tuned to customer requirements

Dampers can be tuned with ART function

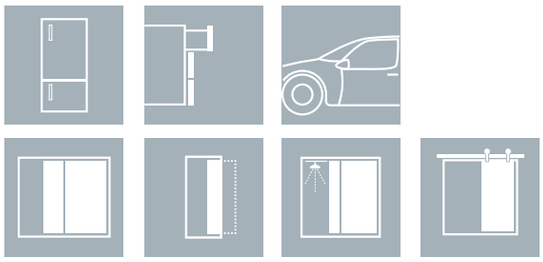

Technical details

LK 9 - 92 - 53
with connection

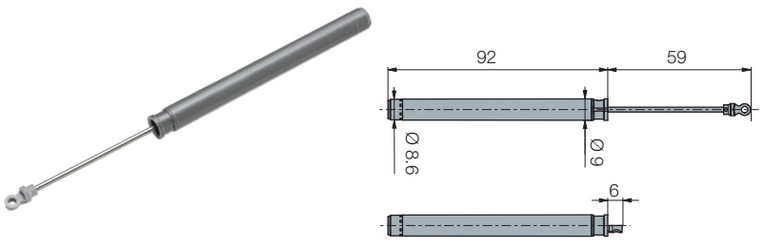

Damping force at v=1000mm/min (N)	Working stroke (mm)	Piston rod return	Damping characteristics	Item number
2.5	53	mechanical	flat	**965-9F02**
3.5	53	mechanical	flat	**965-9F03**
4.2	53	mechanical	flat	**965-9F04**
5	53	mechanical	flat	**965-9F05**
7.5	53	mechanical	flat	**965-9F07**
10	53	mechanical	flat	**965-9F10**
12.5	53	mechanical	flat	**965-9F12**
15	53	mechanical	flat	**965-9F15**
17.5	53	mechanical	flat	**965-9F17**
20	53	mechanical	flat	**965-9F20**
22.5	53	mechanical	flat	**965-9F22**

Damping characteristics ⇢ see pages 6-7

Progressive, reverse, release available upon request

Connectors ⇢ see page 20

L Series Evolut
For standard temperature range

- Series of long stroke dampers for application in systems with weights up to 150kg and faster initial speeds
- Applications: sliding doors, interior doors, shower doors, pocket doors
- Damping force, stroke and damping action can be tuned to customer requirements
- Integrated damper with ART function enables lower door opening force and a smoother, progressive and reliable door closing.

Dampers can be tuned with ART function

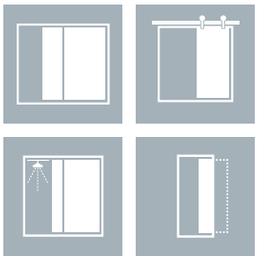

Technical details

LG 9 - 151 - 100 with connection

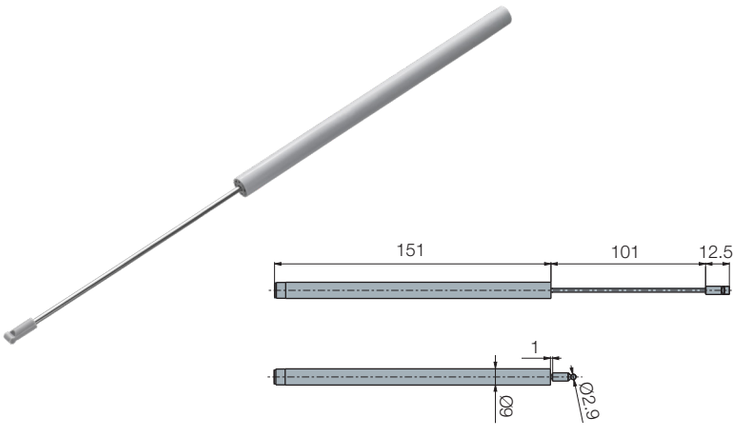

Damping force at v=1000mm/min (N)	Working stroke (mm)	Piston rod return	Response to speed	Damping characteristics	Item number
7.5	100	mechanical	ART	flat	**962-9964**
10	100	mechanical	ART	flat	**962-9965**
12.5	100	mechanical	ART	flat	**962-9966**
15	100	mechanical	ART	flat	**962-9967**
17.5	100	mechanical	ART	flat	**962-9968**
7.5	100	mechanical		flat	**962-9950**
10	100	mechanical		flat	**962-9951**
12.5	100	mechanical		flat	**962-9952**
15	100	mechanical		flat	**962-9953**
17.5	100	mechanical		flat	**962-9954**

Damping characteristics ⇢ see pages 6-7

Progressive, reverse, release available upon request

Connectors ⇢ see page 21

Connectors
For all L dampers with grooved piston rod

	Technical details	Item number
B connector	 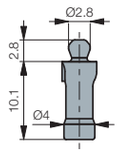	961-4941
C connector	 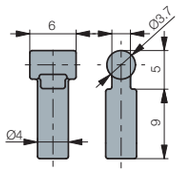	961-4048
CS connector	 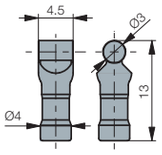	961-4501
K connector	 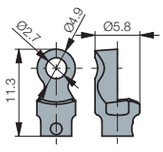	965-4686
P connector	 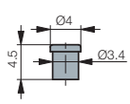	961-4488
2K connector	 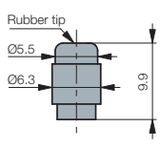	961-4562

Soft Closing Systems for Sliding Doors and Drawers



Slidix Soft Closing Systems



Titus Damper Inside

- A fully programmable/controllable damping curve
- Precise definition of forces over the whole damping action
- Easy to fine tune performance to specific application

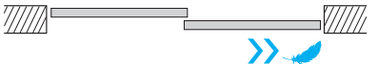

Fully controllable damping path

- Smooth and even soft closing on various dimensions and weights
- Reliable damping at any closing speed
- Silent closing without a rebounce



Consistent performance

- Reliable closing of doors from 15 to 120 kg at any closing speed
- The door will close even at minimum speed



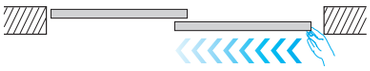

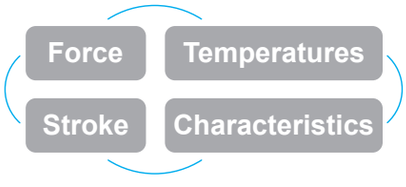

Comfortable door opening

- Low pull-open force
- Effortless opening

Wide range of customization options

- Easy to fine-tune to specific application
- Several options of damper forces, spring forces and damper characteristics

Compact size

- Low spacial and protrusion impact on the application
- Fits numerous application options
- Manufacturer needs less adaptation to fit mechanism to its door situation

Slidix System
Information

Overview

Functional principles

Damping mechanism works in conjunction with activator; mounting of each on moving or fixed object of application depends on the application specifics.

Activator catches the trigger - pushes the piston rod to activate damping function.

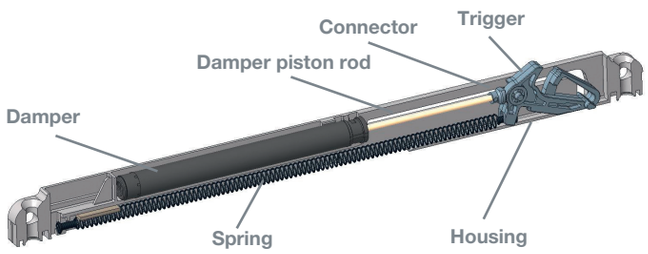

Technical details

Temperature range	-30°C to 70°C
Stroke length	50mm or 100mm
Load capacity	15kg to 120kg
Damper force	2.5N to 22.5N
Spring force	4.3N to 17N
Damping characteristics	flat, progressive, MultiStage, with final release

Direction of movement

Depending on the application the user can choose from various options of movement: from outside-in, inside-out or both directions.

A position of trigger on Slidix defines the direction of movement. Pictures below show trigger in released position.

Inside-out
Slidix TB
Slidix TC
Slidix TE



Trigger is positioned on the inside of Slidix mechanism for damping towards end of the mechanism.

Outside-in
Slidix II
Slidix TA
Slidix TF



Trigger is positioned on the outside of Slidix mechanism for damping towards inside of the mechanism.

In both directions
Slidix Centro



Slidix Centro has double trigger centered in the middle to enable damping from left/right towards centre.

Overview

Areas of application

Architectural doors: interior wall partitions, and sliding doors, pocket doors, barn doors

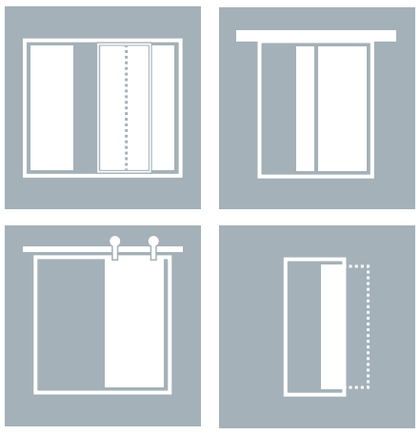

Wardrobes and walk-in closets



Drawers and pull-out systems

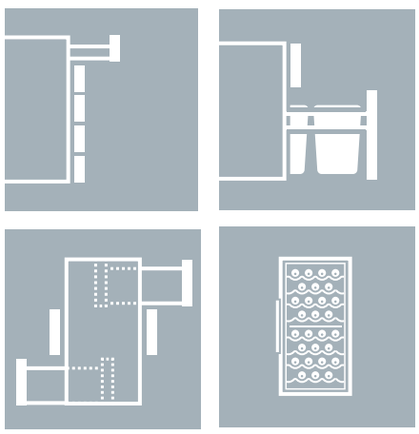

Shower doors



Operating scope

Slidix	Direction of movement	Damping stroke	Load capacity
Slidix Centro	Outside-in (in both directions)	50mm in 2 directions	15kg to 40kg
Slidix II	Outside-in	50mm	15kg to 80kg
Slidix TA	Outside-in	100mm	40kg to 120kg
Slidix TB	Inside-out	100mm	40kg to 80kg
Slidix TC	Inside-out	50mm	15kg to 60kg
Slidix TE	Inside-out	50mm	15kg to 60kg
Slidix TF	Outside-in (in both directions)	100mm in 2 directions	40kg to 120kg

Slidix Centro

For middle sliding door damping and centering

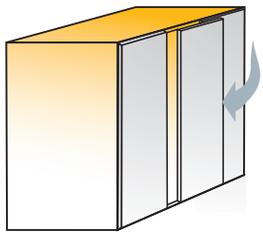

- Movement type — In both directions
- Stroke length in mm — 50 left + 50 right
- Damper type — Hydraulic

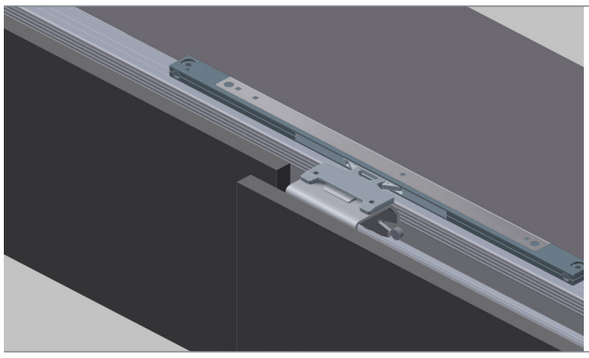

Technical details

Door weight (kg)	Spring force (N)	Item number
15	9	975-9221-040
15	12	975-9216-040
25	12	975-9217-040
40	15	975-9218-040

Slidix Centro



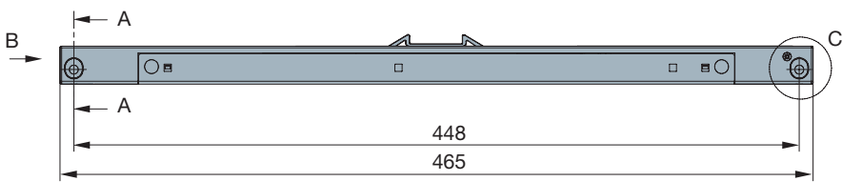

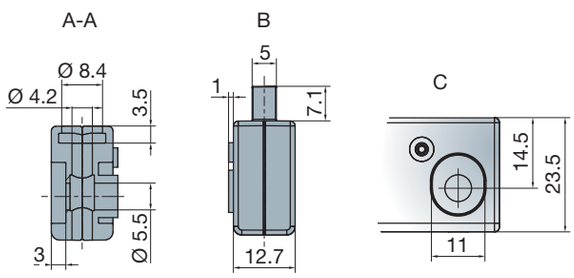

20 Pcs — Made of plastic, steel cover

Activators



Activator TSC Plus
see page 42

- Consistent and reliable soft closing of middle cabinet door
- Optimal middle door centering assures confident door alignment
- Damping of middle door in both directions with one additional Slidix mechanism
- Titus hydraulic dampers ensure smooth and even soft closing action in both directions

Load capacity

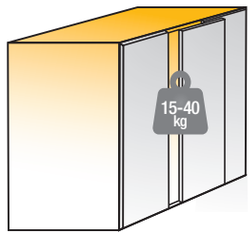

Works in range from 15-40 kg per door

Works only with activator TSC Plus
see page 42

Application details

Drawing shows the needed mounting distance between Slidix mechanism and activator TSC Plus.

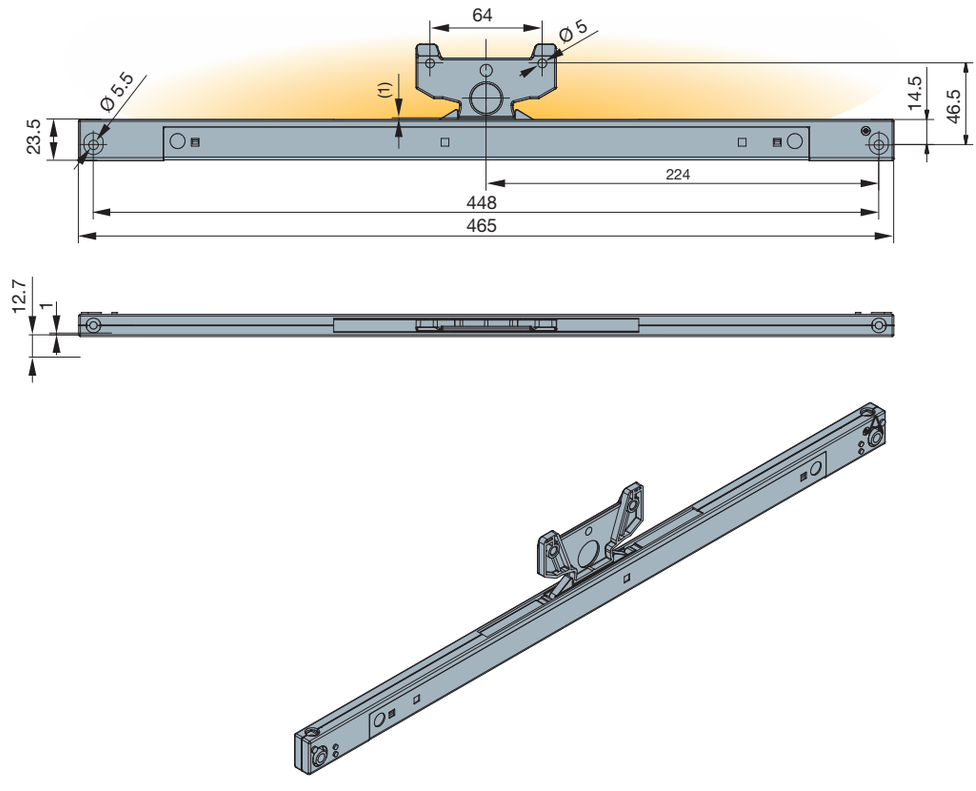

Applications



3-door sliding door cabinet

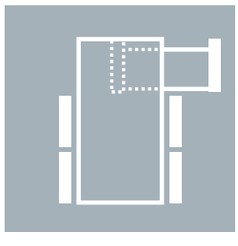

two way runners

Slidix II

For drawers and sliding doors

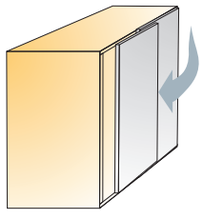

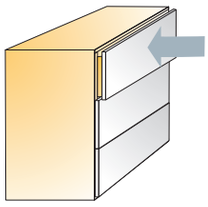

- Movement type — Outside-in
- Stroke length in mm — 50
- Damper type — Hydraulic



Technical details

Slidix II



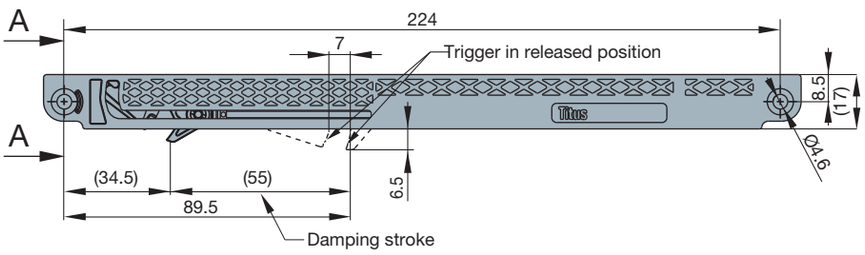

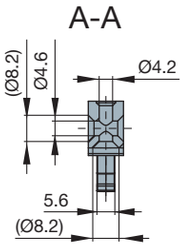

Door weight (kg)	Spring force (N)	Item number
15	4.3	975-9456-380
15	7.5	975-9421-380
25	7.5	975-9457-380
25	10	975-9420-380
25	13	975-9468-380
40	7.5	975-9458-380
40	10	975-9459-380
40	13	975-9460-380
40	17	975-9466-380
50	9.5	975-9006-380
60	13	975-9461-380
60	17	975-9831-380
80	13	975-9462-380

100 Pcs Made of plastic

Activators



Slidix activators
see pages 42 and 43

- Smooth and reliable closing
- Compatible with most of the drawer slides and sliding door applications
- Titus hydraulic dampers ensure smooth and even soft closing action

Load capacity

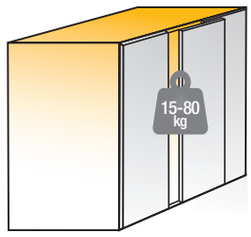

Works in range from 15-80 kg per door

Application details

Drawing shows the needed distance in mounting between Slidix mechanism and activator SP14.
Other activators available, trial mounting is recommended.

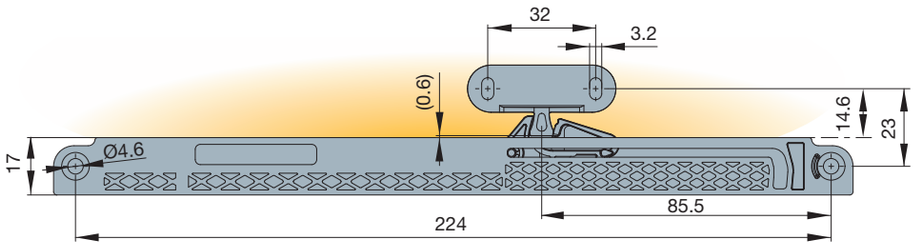

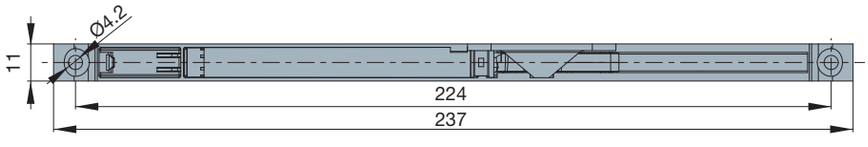

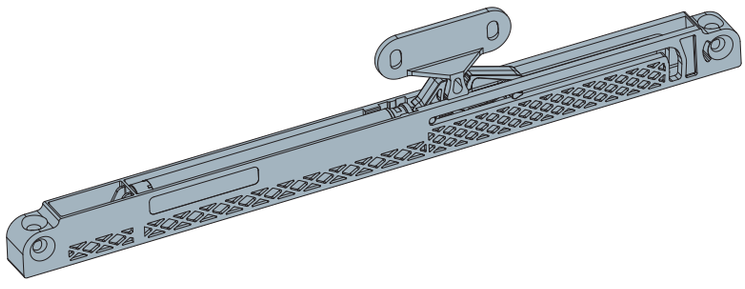

Applications



Interior sliding doors



wardrobes



drawers

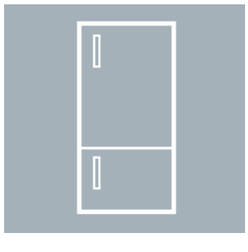

refrigerators

Slidix TA

For heavy sliding doors

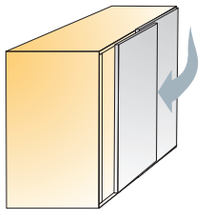

- Movement type: Outside-in
- Stroke length in mm: 100
- Damper type: Hydraulic

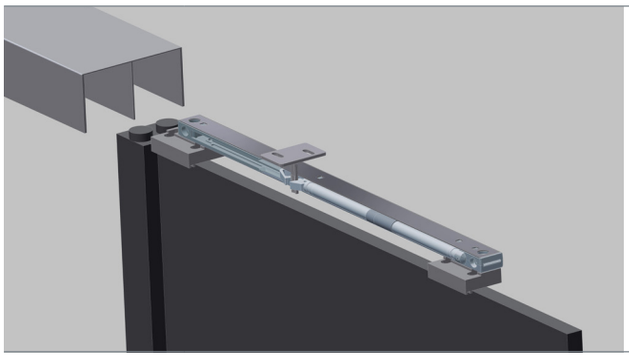

Technical details

Door weight (kg)	Spring force (N)	Item number
40	10	975-9436-040
60	13	975-9437-040
60	17	975-9439-040
80	13	975-9440-040
80	17	975-9441-040
100	17	975-9442-040
120	17	975-9443-040

Slidix TA



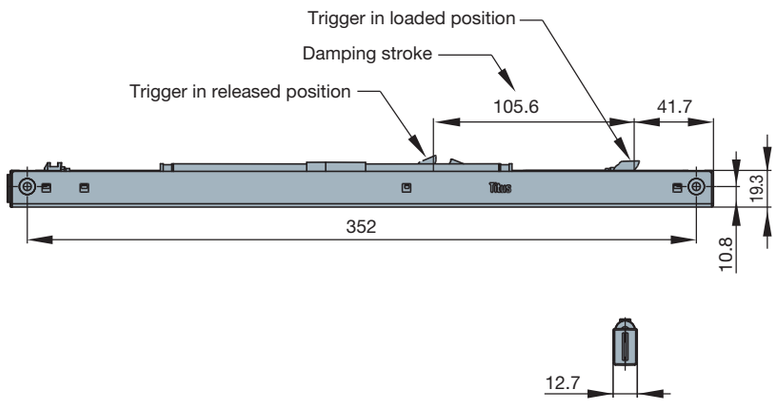

100 Pcs Made of plastic, steel cover

Activators



Slidix activators
see pages 42 and 43

- Consistent and reliable soft closing of sliding doors with heavier weight
- Reinforced with a metal housing for secure performance on any door material, including glass
- Titus hydraulic dampers ensure smooth and even soft closing action

Capacity

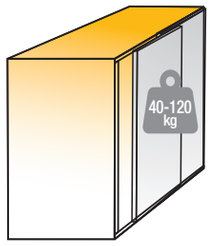

Works in range from 40-120 kg

Application details

Drawing shows the needed distance in mounting between Slidix mechanism and activator SP14.
Other activators available, trial mounting is recommended.

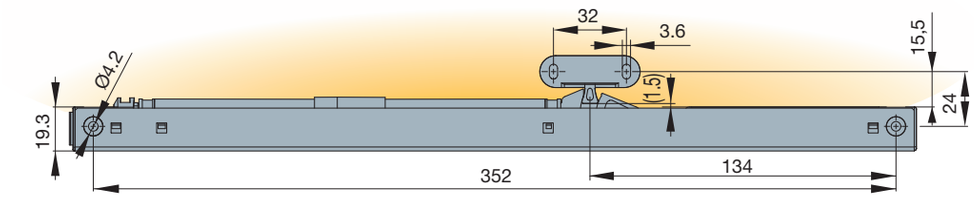

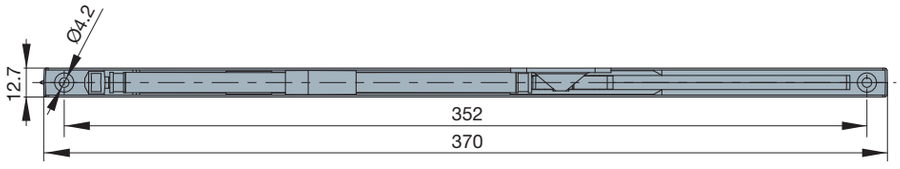

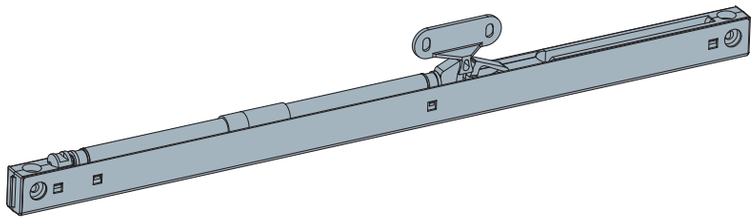

Applications



interior sliding doors



wardrobes



room dividers

Slidix TB

For wardrobes with sliding doors

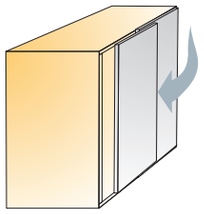

- Movement type: Inside-out
- Stroke length in mm: 100
- Damper type: Hydraulic



Technical details

Slidix TB



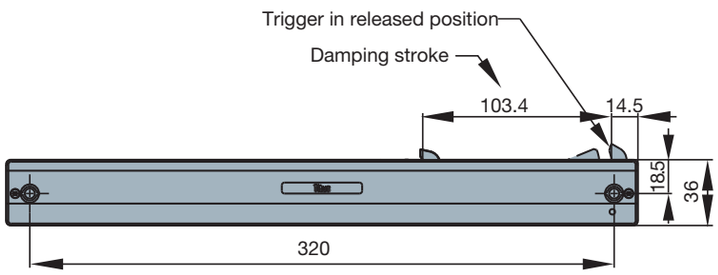

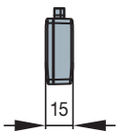

Door weight (kg)	Spring force (N)	Item number
40	15	975-9492-380
60	15	975-9271-380
80	15	975-9272-380
100	15	975-9273-380

100 Pcs Made of plastic

Activators



Slidix activators
see pages 42 and 43

- Consistent and reliable damping of heavier doors
- For soft closing of wardrobes with 2 doors, can be added to top running sliding door systems
- Titus hydraulic dampers ensure smooth and even soft closing action

Capacity

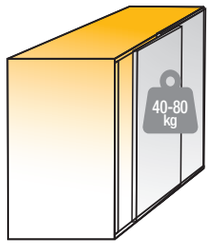

Works in range from 40-80 kg

Application details

Drawing shows the needed distance in mounting between Slidix mechanism and activator SP14.
Other activators available, trial mounting is recommended.

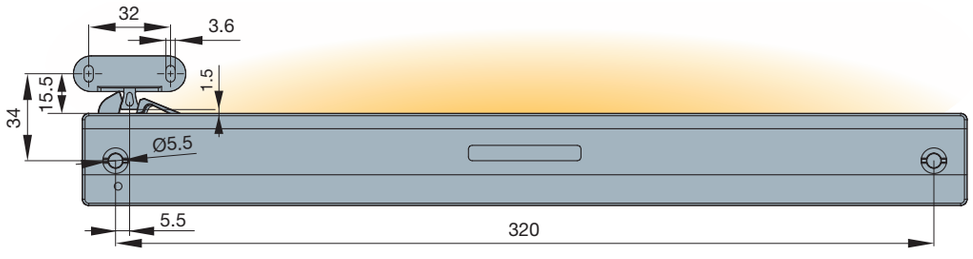

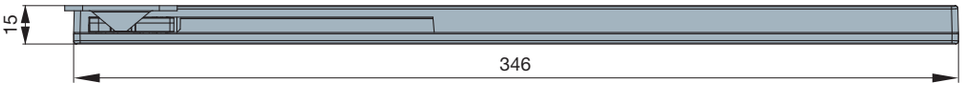

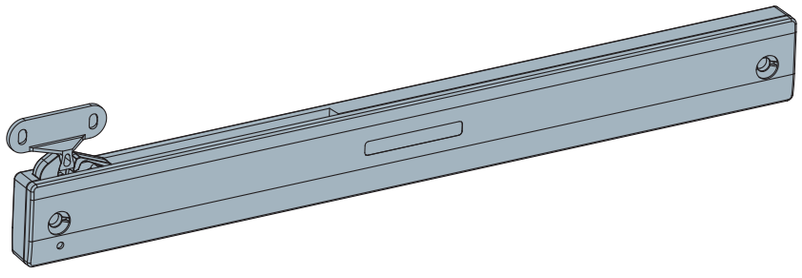

Applications



wardrobes

Slidix TC

For wardrobes with sliding doors

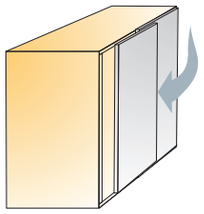

- Movement type: Inside-out
- Stroke length in mm: 50
- Damper type: Hydraulic



Technical details

Slidix TC



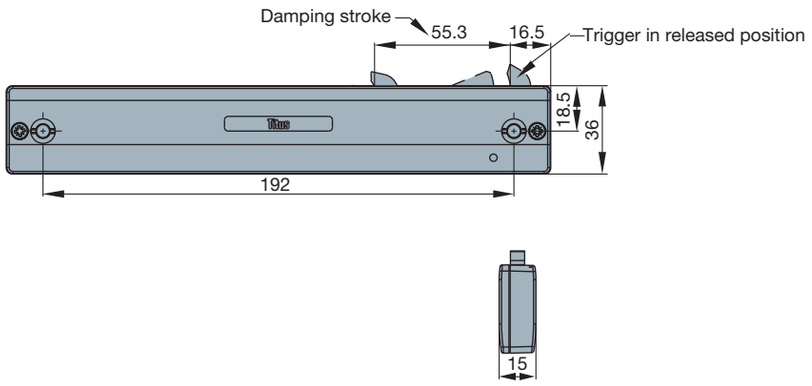

Door weight (kg)	Spring force (N)	Item number
15	4.3	975-9333-380
25	7.5	975-9341-380
40	10	975-9342-380
40	17.4	975-9346-380
60	13	975-9347-380

100 Pcs Made of plastic

Activators



Slidix activators
see pages 42 and 43

- Consistent and reliable soft closing of sliding doors with lighter weight
- For soft closing of smaller and lower wardrobes with lighter doors, can be added to top running sliding door systems
- Titus hydraulic dampers ensure smooth and even soft closing action

Capacity

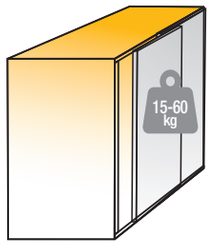

Works in range from 15-60 kg

Application details

Drawing shows the needed distance in mounting between Slidix mechanism and activator SP14.
Other activators available, trial mounting is recommended.

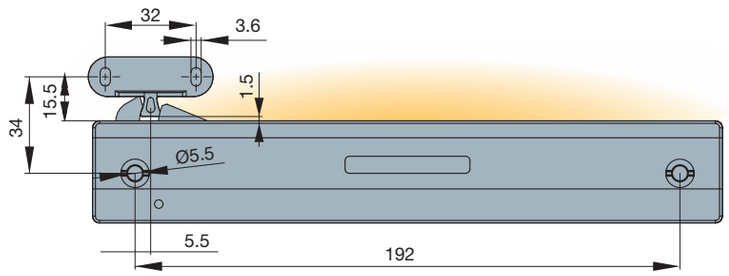

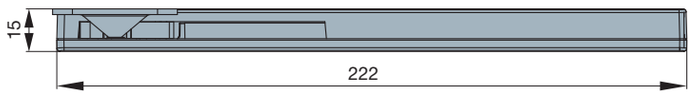

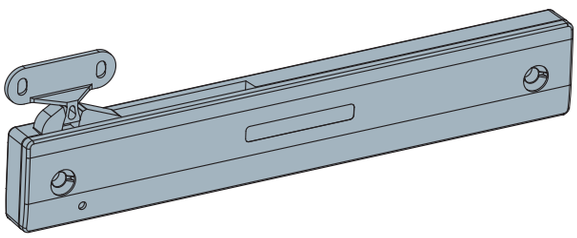

Applications



interior sliding doors



wardrobes

Slidix TE

For sliding and shower doors

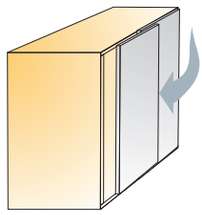

- Movement type: Inside-out
- Stroke length in mm: 50
- Damper type: Hydraulic



Technical details

Slidix TE



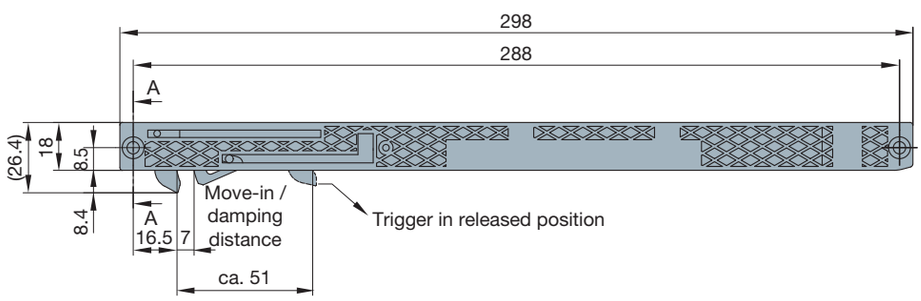

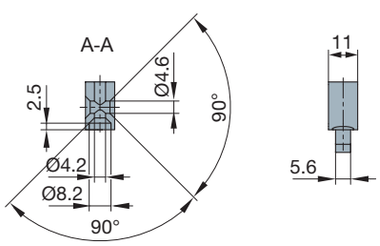

Door weight (kg)	Spring force (N)	Item number
15	4.3	975-9315-380
15	10	975-9264-380
25	4.3	975-9316-380
25	7.5	975-9317-380
25	10	975-9280-380
40	4.3	975-9319-380
40	7.5	975-9320-380
40	10	975-9321-380
60	10	975-9325-380
60	13	975-9483-380
80	10	975-9095-380

100 Pcs Made of plastic

Activators



Slidix activators
see pages 42 and 43

- Smooth and reliable soft closing of various sliding doors, including shower cabins and other glass sliding doors
- Titus hydraulic dampers ensure smooth and even soft closing action

Capacity

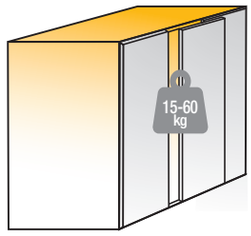

Works in range from 15-60 kg

Application details

Drawing shows the needed distance in mounting between Slidix mechanism and activator SP14.
Other activators available, trial mounting is recommended.

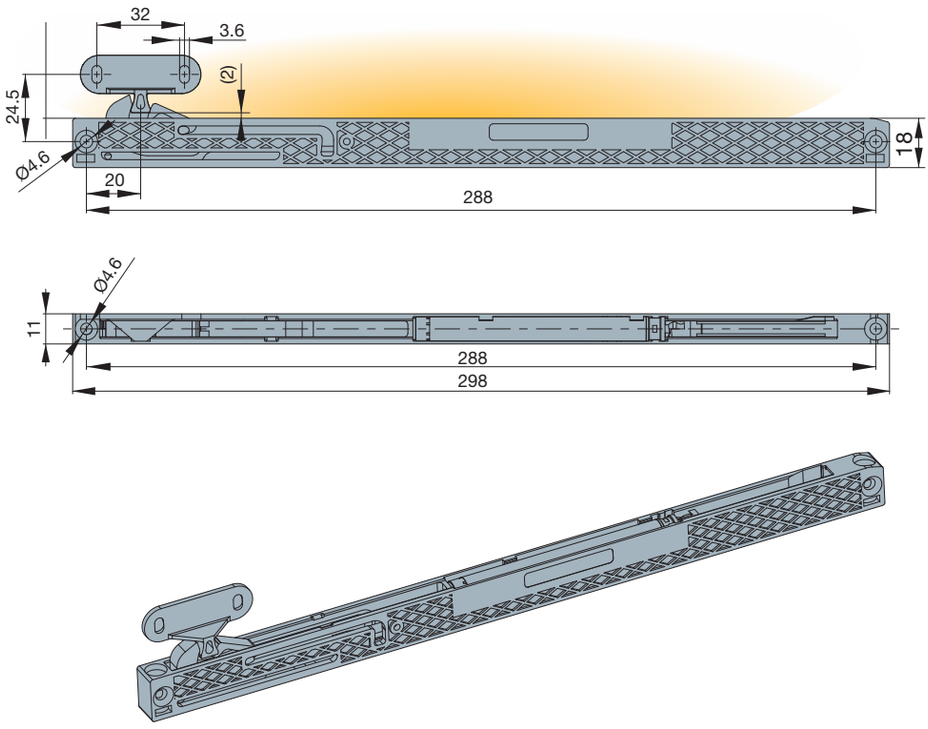

Applications options



shower doors



wardrobes
sliding doors



interior sliding doors



walk-in closets

Slidix TF

For interior sliding door systems

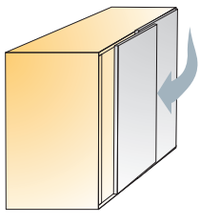

- Movement type: Outside-in
- Stroke length in mm: 100
- Damper type: Hydraulic

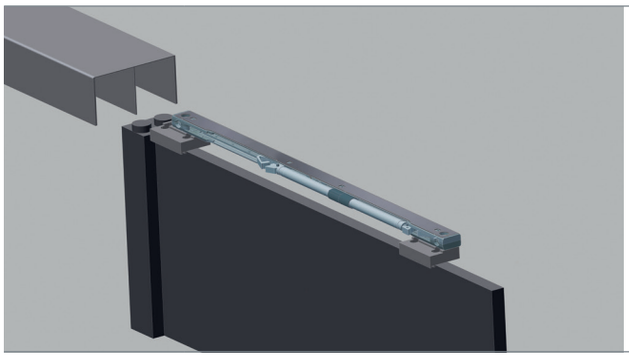

Technical details

Door weight (kg)	Spring force (N)	Item number
40	10	975-9373-040
60	13	975-9374-040
80	13	975-9375-040
100	17	975-9376-040
120	17	975-9377-040

Slidix TF



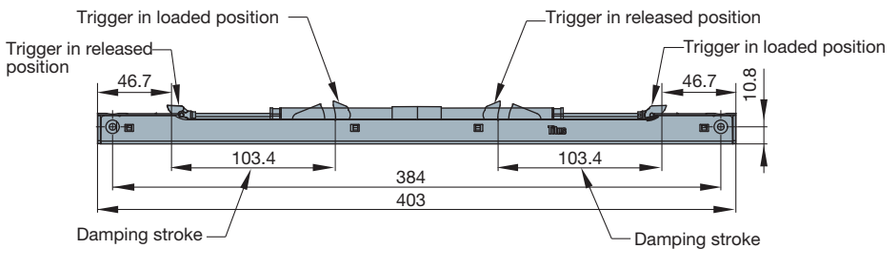

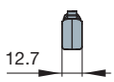

100 Pcs Made of plastic, steel cover

Activators



Slidix activators
see pages 42 and 43

- Smooth and reliable soft closing of various sliding doors
- Titus hydraulic dampers ensure smooth and even soft closing action

Capacity

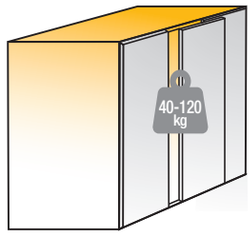

Works in range from 40kg to 120 kg

Application details

Drawing shows the needed distance in mounting between Slidix mechanism and activator SP14.
Other activators available, trial mounting is recommended.

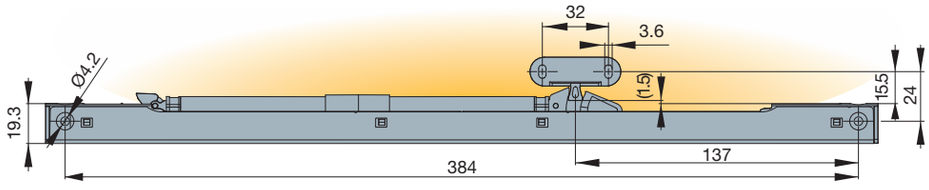

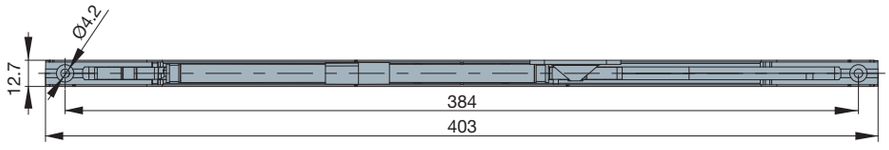

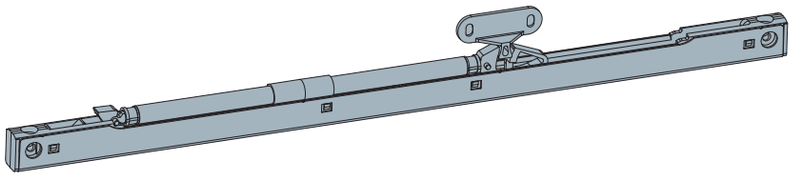

Applications options

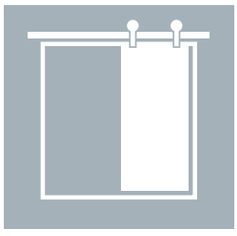

barn doors



room dividers



pocket doors

Slidix Activators

	Technical details	Item number	Grey	Zinc
Activator TSC Plus	For Slidix Centro, II, TA, TB, TC, TE, TF	**974-4752**	380	



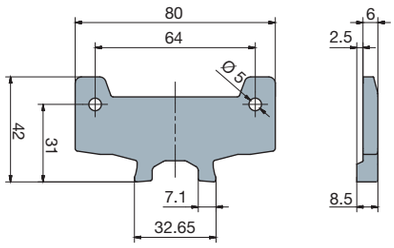

100 Pcs Made of plastic

Activator TX40	For Slidix II, TA, TB, TC, TE, TF	**974-4757**		040



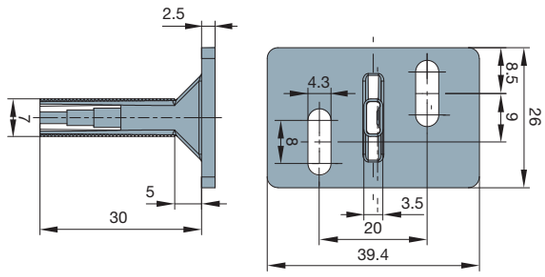

100 Pcs Made of zamak

Activator TX26		**974-0180**		040



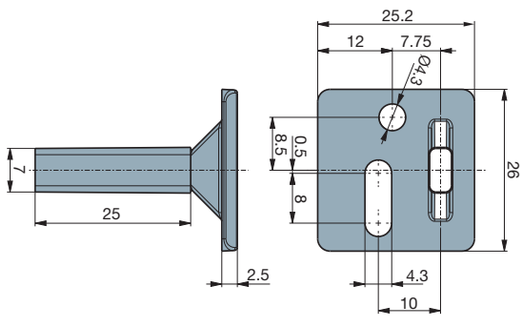

100 Pcs Made of zamak

Slidix Activators

For Slidix mechanisms

	Technical details	Item number	White	Grey	Black
Activator SP14	For Slidix II, TA, TB, TC, TE, TF	**974-4748**		380	390



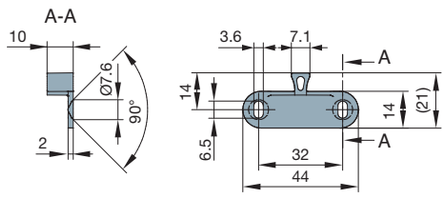

100 Pcs Made of plastic

Activator SMZ	For Slidix II, TA, TB, TC, TE, TF	**974-4747**	350	380	



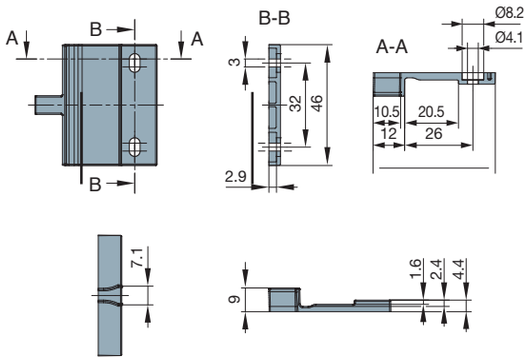

100 Pcs Made of plastic

Activator TS17	For Slidix II, TA, TB, TC, TE, TF	**974-4753**			390



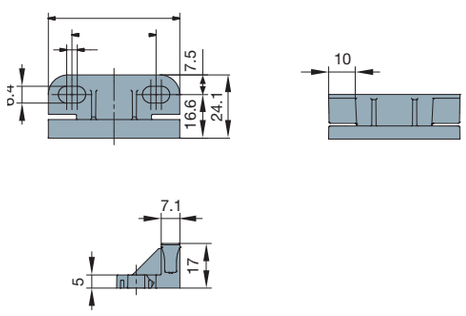

100 Pcs Made of plastic

The Titus Group Profile

Titus Group

Titus focuses on the design, manufacture and distribution of connectors, concealed hinges drawers and soft closing mechanisms in furniture and household appliances.

Titus Group is owned and managed from its headquarters in United Kingdom. We are able to provide products and services to every customer around the world based on manufacturing and distribution facilities in Europe, North America, China, SE Asia, Australia and New Zealand.

Quickfit technology makes Titus the World leader in connectors for RTA

1973
Titus established

1975
Revolution in particleboard panel processing productivity

1977
Titus launches concealed cabinet connector

1980
Titus USA office and manufacturing established

1990
Inovative Quickfit technology launched

2005
Titusonic ultrasound fastening technology

2006
Merger with Lama d.d.

Launch of Glissando

2007
Titus becomes Titus+

Specialist in precision components' engineering

2009
Damper's development and engineering

2014
Acqusition of Tekform, Australia

2017
Launch of T-type full hinge programme

2019
Launch of TeraBlack product range

2020
Acquisition of Simon Kinetics

Vision

The world's best engineering for precision components

Mission

To provide manufacturers with components' solutions that improve competitiveness

Titus Business Philosophies and Principles

- Gain total knowledge of our customers and their markets
- Focus on identifying and creating high volume component niches
- Meet our customers' expectations with global consistency
- Build long term associations with customers, suppliers, colleagues and shareholders
- Invest in the abilites of individuals at every level
- Continuously enhance input efficiency and sustainability

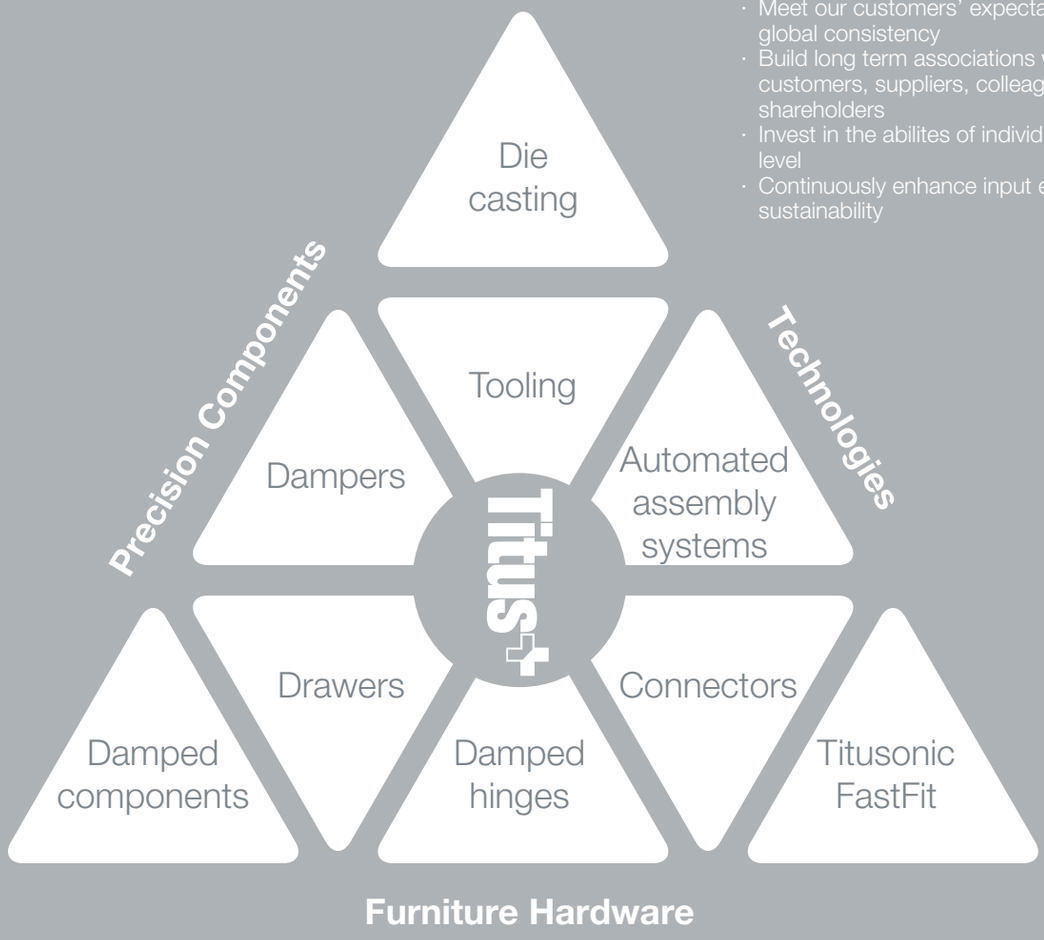

Furniture Hardware

- Cabinet connectors
- Concealed hinges
- Soft closing systems
- Drawers and drawer systems
- Kitchen accessories
- RV hardware

Components

- Hydraulic dampers
- Precision components
- Precision die castings
- Damped mechanisms

Technologies

- Automated assembly systems
- Die casting technologies
- Tooling
- Titusonic - Ultrasound fastening
- FastFit technology

‘Totally Integrated Engineering’

Product Design

Design and engineering of unique components
Consistent and repeatable product quality

Manufacturing Technologies

To improve productivity and product quality

Manufacturing Operations

A wide array of technologies and services required for high volume production of precision components available in-house

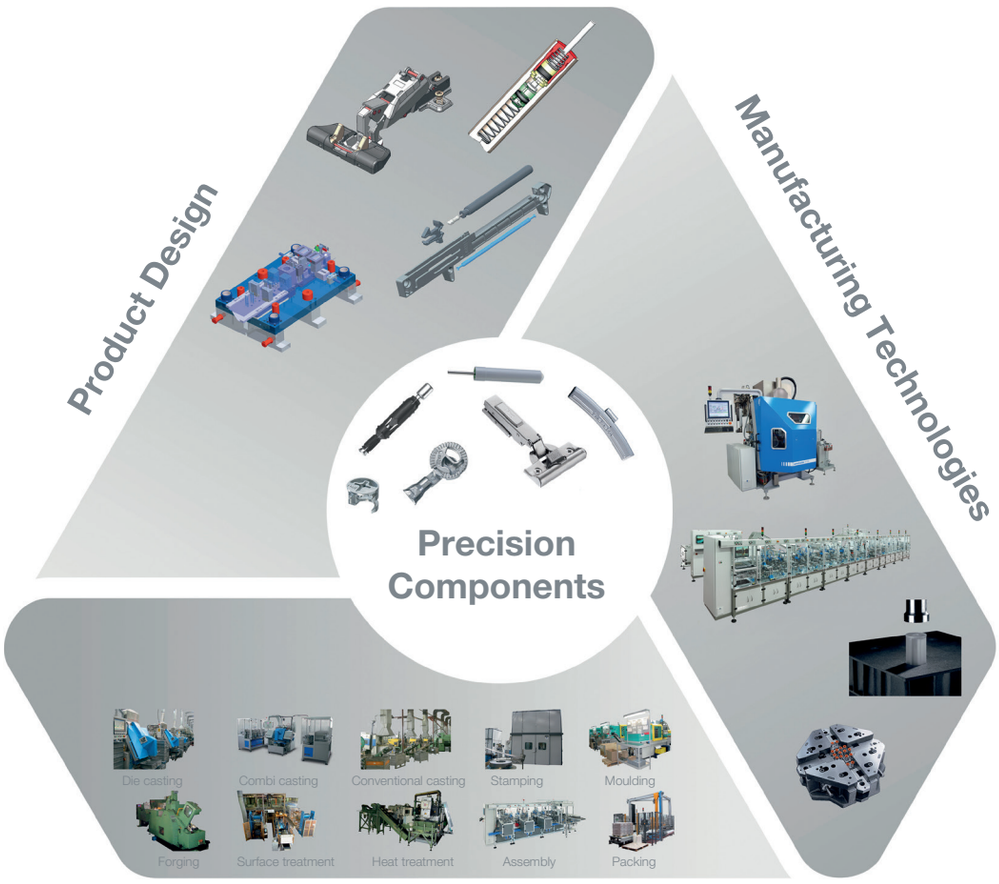

Manufacturing Operations

Fittings for purpose

Unique product advantages for better value for money and lower ‘total installed cost’

Innovations that improve

With less parts, less different parts, less preparation actions, faster assembly

Fast time-to-market

Quality

Continuous Improvement

The Titus Group Mission, to improve the competitiveness of our customers, encourages us to continuously improve our products, services, processes and competencies of our employees.

Quality

We believe that the Titus Mission is achieved most effectively through the management of our design, manufacturing and service activities in conformance with the ISO 9001 standard for quality management. Quality has a broad meaning for us: it is our guide to the selection of materials, work, processes, internal relations and cooperation with partners.

Products

Our integrated quality system produces technically optimized products of high quality. They are assessed regularly in our own test labs as well as by internationally renowned institutions, such as LGA from Germany, CTBA from France, FIRA from United Kingdom, CATAS from Italy, AIDIMA from Spain, and others.

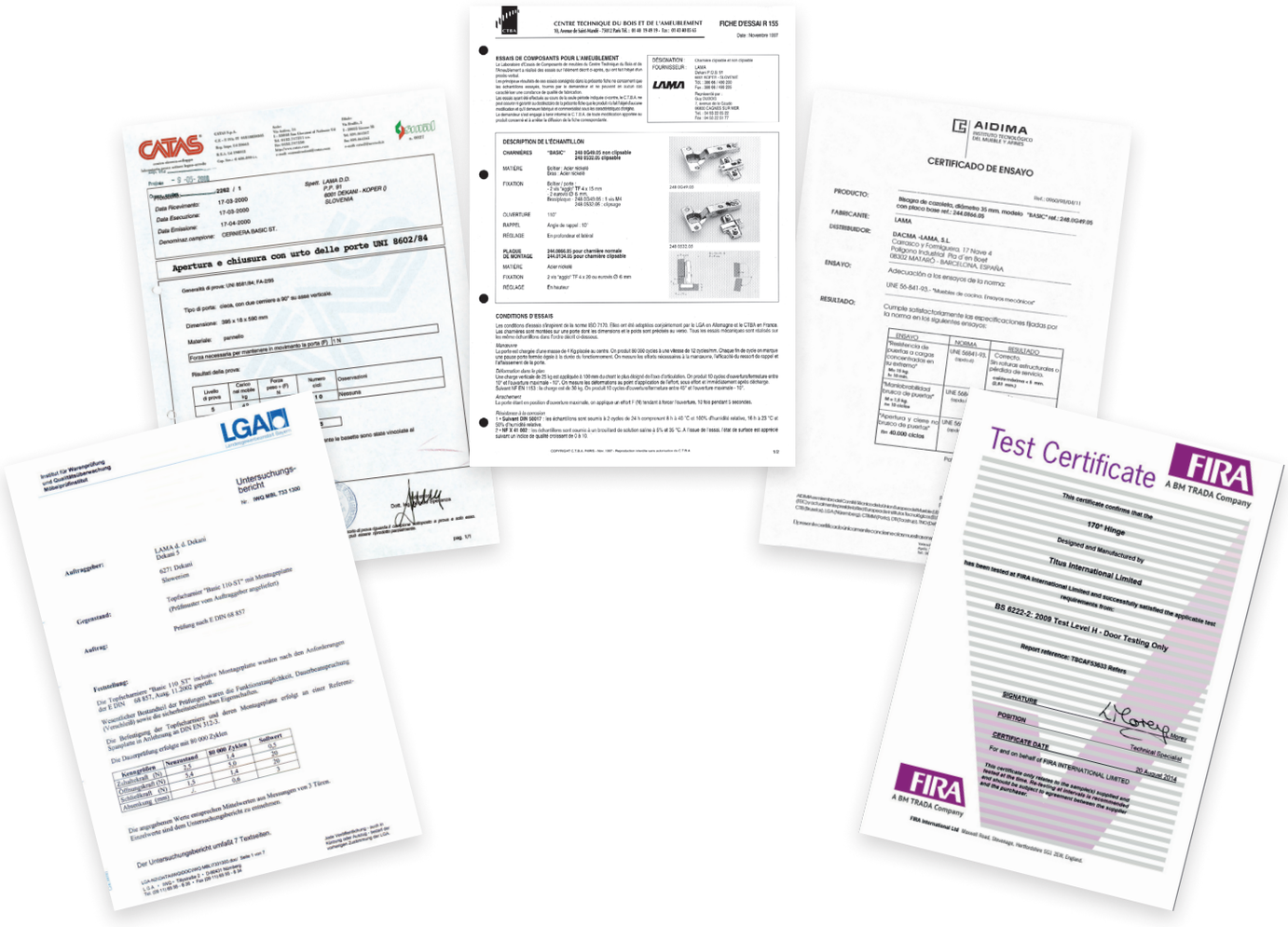

Worldwide Design, Manufacturing and Distribution Capabilities

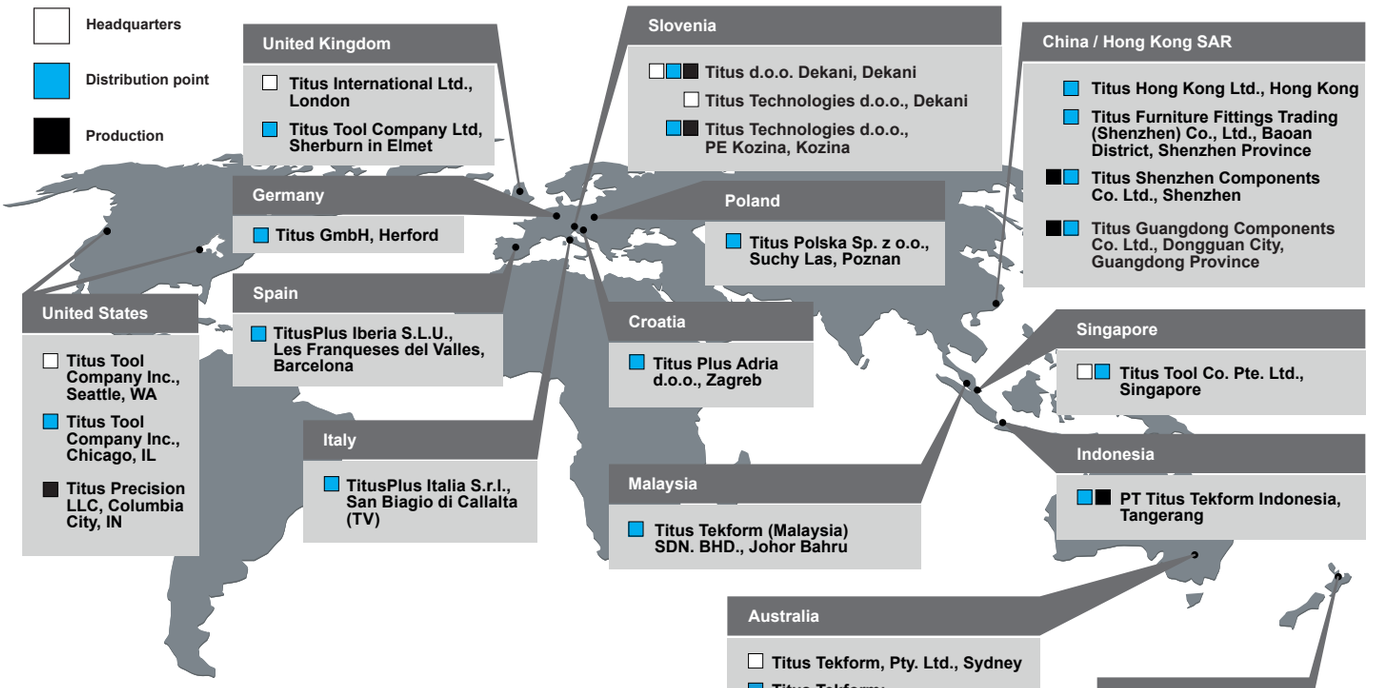

Europe

Titus d.o.o. Dekani
Dekani 5
SI-6271 Dekani
Slovenia
+386 5 6690 101
+386 5 6690 205 Fax
info@titusplus.com

Titus Technologies d.o.o.
Dekani 5
SI-6271 Dekani
Slovenia
+386 5 6690 422
technologies@titusplus.com

Titus Technologies d.o.o., PE Kozina
OIC Hrpelje 36
SI-6240 Kozina
Slovenia
+386 5 6690 422
technologies@titusplus.com

Titus Plus Adria d.o.o.
Ulica Kreše Golika 3
HR-10090 Zagreb
Croatia
+385 1 3323 033
+385 1 3323 233 Fax
croatia@titusplus.com

Titus Polska Sp. z o.o.
Ul. Stefańskiego 17 A
PL-62-002 Suchy Las/Poznań
Poland
+48 61 811 5402 Phone/Fax
+48 61 811 5684 Phone/Fax
+48 61 821 9362
poland@titusplus.com

TitusPlus Italia S.r.l.
Via Aquileia 9
Frazione Olmi
IT-31048 San Biagio di Callalta (TV)
Italy
+39 04 221 650 120
+39 04 221 650 136 Fax
italia@titusplus.com

TitusPlus Iberia SLU
C/ Luxemburg 16
ES-08520 Les Franqueses del Valles
Spain
+34 938 715 404
+34 938 605 498 Fax
iberia@titusplus.com

Titus GmbH
Lübberlindenweg 12
DE-32049 Herford
Germany
+ 49 5221 1024880
germany@titusplus.com

Titus Tool Company Ltd.
10 Blackburn Industrial Estate
Enterprise Way
Sherburn in Elmet
LS256NA
United Kingdom
+44 1977 682582
+44 1977 680481 Fax
uk@titusplus.com

America

Titus Tool Company Inc.
2800 156th Avenue SE
Suite 135
Bellevue, WA 98007
USA
+1 800 762 1616 Toll free
+1 425 746 2080
+1 425 746 2344 Fax
usa@titusplus.com

Titus Tool Company Inc.
11056 W. Addison Street
Franklin Park, IL 60131
USA
+1 800 762 1616 Toll free
+1 425 746 2080
+1 425 746 2344 Fax
usa@titusplus.com

Titus Precision LLC
900 W Connexion Way
Columbia City, IN 46725
USA
+1 260 244 6114
+1 425 746 2080
+1 425 746 2344 Fax
usa@titusplus.com

Australia and New Zealand

Titus Tekform Pty Ltd
83 Jedda Road
Prestons NSW 2170
Australia
+61 2 9286 0007
+61 2 9826 0074
info@titustekform.com.au
www.titustekform.com.au

Stefano Orlati Ltd
34 Waipareira Avenue
Henderson
Auckland
New Zealand
+64 9 837 0886
+64 9 837 8003 Fax
stefano-orlati@titusplus.com
www.stefano-orlati.co.nz

Asia

Titus Tool Co. Pte. Ltd.
5004 Ang Mo Kio Ave 5
Techplace II #04-01
Singapore 569872
Singapore
+65 6383 3922
+65 6383 3178 Fax
singapore@titusplus.com

Titus Guangdong Components Co. Ltd.
Room 101, Building No. 1
No. 358 Daxing Road
Yangwu Village, Dalingshan Town
Dongguan City
Guangdong Province
China
+86 769 85659801 803
china@titusplus.com

Titus Shenzhen Components Co. Ltd.
1st Floor Building No. 2
Heng Changrong High-tech Industrial Park
ShangNan South Road
Shangjin Street
Bao'an District
Shenzhen City
Guangdong Province
China
+86 755 8348 0916
+86 8359 2676
china@titusplus.com

Titus Tekform Indonesia, PT
Taman Teknoblok L2 No. 7
Bumi Serpong Damai Sektor XI
15314 Tangerang
Indonesia
+62 21 70753578
+62 21 75873574 Fax
indonesia@titusplus.com

Headquarters
Titus International Ltd
28 Fitzroy Square
W1T 6DD London
United Kingdom
+44 20 8004 8083
info@titusplus.com
www.titusplus.com

Index

Item number	Page
959-0R74	15
959-0R75	15
959-0R76	15
959-0R77	15
959-0R78	15
959-0R79	15
959-0R80	15
960-0219	13
960-0D16	13
960-0D21	14
960-0D23	14
960-0E98	13
960-0H05	14
960-0H11	13
960-0H45	13
960-0H72	14
960-0K36	13
960-0K50	13
960-0K83	13
960-0L31	13
960-0L34	13
960-0M86	13
960-0M97	13
960-0N28	13
960-0N29	13
960-0N59	13
960-0N88	13
960-0N92	13
960-0R83	14
960-0R84	14
960-0X98	13
960-0Y60	13
960-0Y90	13
961-0359	16
961-0G03	17
961-0G09	17
961-0G11	17
961-0G15	17
961-0G65	17
961-0H19	17
961-0M67	16
961-0M69	16
961-0M70	16
961-0M71	16

Item number	Page
961-0M72	16
961-0M76	16
961-0V32	16
961-0V36	16
961-0W80	17
961-0X53	16
961-4048	21
961-4488	21
961-4501	21
961-4562	21
961-4941	21
962-9950	20
962-9951	20
962-9952	20
962-9953	20
962-9954	20
962-9964	20
962-9965	20
962-9966	20
962-9967	20
962-9968	20
963-0358	12
963-0375	12
963-0B65	12
963-0E73	12
963-0E75	12
963-0F07	12
963-0F20	12
963-0F21	12
963-0G12	12
963-0H56	12
963-0S25	12
963-0S55	12
963-0X20	12
963-0X26	12
963-0X31	12
963-0X33	12
963-0X37	12
963-0X73	12
963-0Y87	12
965-4686	21
965-9901	18
965-9902	18
965-9903	18

Item number	Page
965-9904	18
965-9905	18
965-9907	18
965-9910	18
965-9912	18
965-9915	18
965-9917	18
965-9920	18
965-9922	18
965-9F02	19
965-9F03	19
965-9F04	19
965-9F05	19
965-9F07	19
965-9F10	19
965-9F12	19
965-9F15	19
965-9F17	19
965-9F20	19
965-9F22	19
974-0180	42
974-4747	43
974-4748	43
974-4752	42
974-4753	43
974-4757	42
975-9006	30
975-9095	38
975-9216	28
975-9217	28
975-9218	28
975-9221	28
975-9264	38
975-9271	34
975-9272	34
975-9273	34
975-9280	38
975-9315	38
975-9316	38
975-9317	38
975-9319	38
975-9320	38
975-9321	38
975-9325	38

Item number	Page
975-9333	36
975-9341	36
975-9342	36
975-9346	36
975-9347	36
975-9373	40
975-9374	40
975-9375	40
975-9376	40
975-9377	40
975-9420	30
975-9421	30
975-9436	32
975-9437	32
975-9439	32
975-9440	32
975-9441	32
975-9442	32
975-9443	32
975-9456	30
975-9457	30
975-9458	30
975-9459	30
975-9460	30
975-9461	30
975-9462	30
975-9466	30
975-9468	30
975-9483	38
975-9492	34
975-9831	30

Notes

Your authorized dealer

Titus Group
www.titusplus.com

Titus Damper 02.7 Eng Jul2022