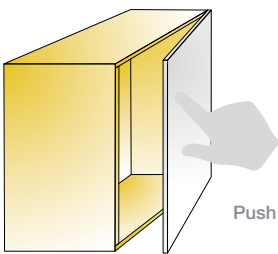


Push Latch S2

For wood doors

- Soft, silent and bounceless door opening with the integrated damper
- Door-to-side panel gap adjustment assures reliable performance.
- Safety detachment feature of the mechanism from its mounting plate.
- Positioning lip on its mounting plate assures accurate placement on the cabinet



Push Latch S2



Push Latch S2



Linear mounting plate with lip

Item number		
	Nickel plated	TeraBlack
915-0W34 →	381	383
915-4695 →	381	383
Box content: Push Latch S2 - 200 pcs and Linear mounting plate - 200 pcs		

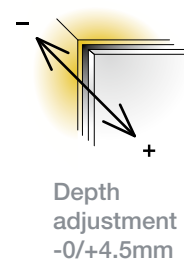
200 Sets Made of steel and plastic

Fixing screws for mounting plates

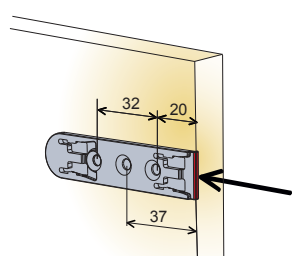
Euro screws
821-6323-050
5000 Pcs

Chipboard screws
820-6328-050
10000 Pcs

i Push Latch S2 works with standard hinges with and without damping.

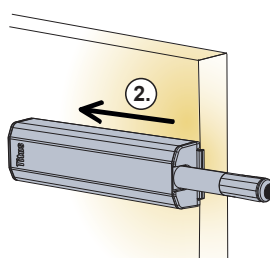
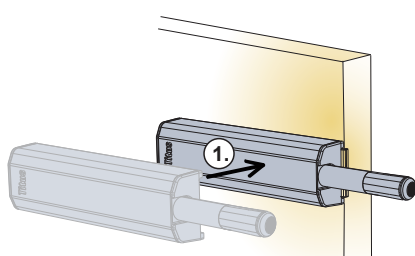


Drilling pattern

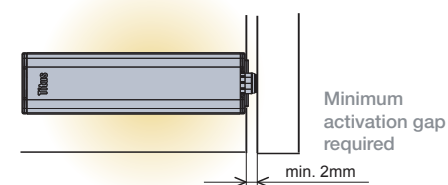
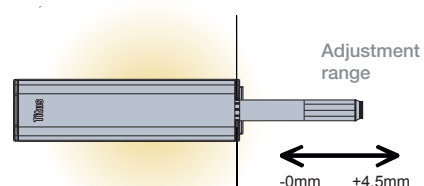
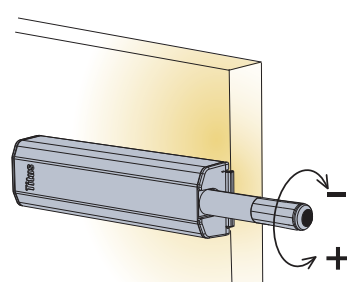


Auto adjustment feature with positioning lip

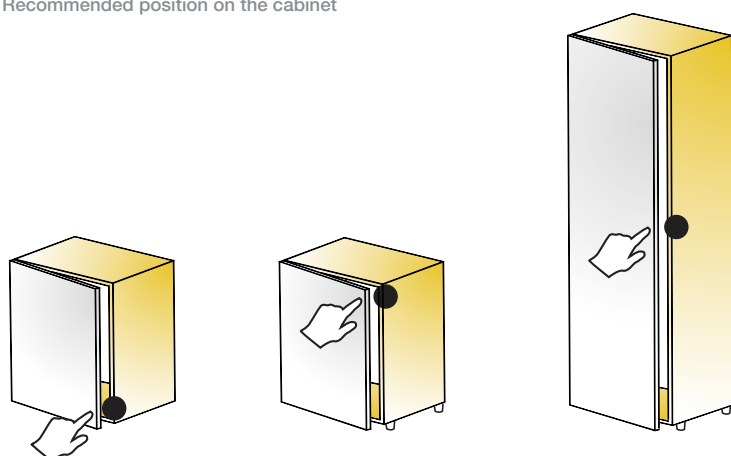
Mounting



Depth adjustment



Recommended position on the cabinet



Close to the 'touch opening point' on the side opposite to hinges

For application on cabinets with more than 2 hinges and cabinets with narrow doors we recommend a trial mounting.