

Titus+

Quickfit TL5 'Full Metal Jacket'

Engineered for Easy Assembly





**Strong and reliable joint in MDF,
solid wood and chipboard**



High drilling tolerances



**Tool-free insertion technology
for 5mm dowel holes**



Designed for factory insertion



Quickfit TL5 'Full Metal Jacket'

High-performance dowel with
great resistance to dowel pull-out

Quickfit 'Full Metal Jacket' is a high-performance Quickfit dowel with great resistance to torsion and dowel pull-out, providing optimal strength and effective performance in multiple wood-based materials, including MDF, chipboard and solid wood.

Quickfit TL5 dowel simplifies cabinet assembly with tool-free insertion, while ensuring a secure connection that maintains structural integrity over time. Its unique expandable metal sleeve provides reliable engagement and consistent performance in a standard 5mm dowel hole, making it ideal for wide use in RTA cabinet furniture.



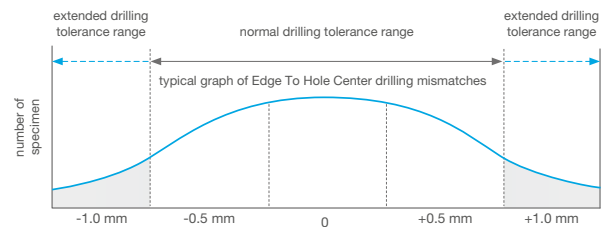
Strong and reliable joint

- An expanding steel sleeve assures high resistance to torsion and dowel pull-out
- A rigid cabinet construction which doesn't loosen through time, even at repeatable assembly



High drilling tolerances

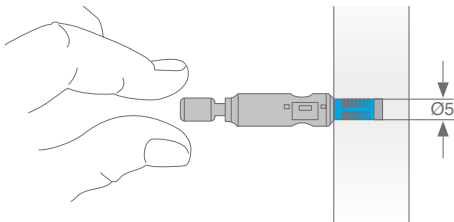
- An extended dowel head form works as a positive stop against cam and provides an ETHC tolerance of min. $\pm 1\text{mm}$
- Fully tightened joint even at marginal inconsistencies of drilling and problems associated with the natural movement of wood panels





Tool-free insertion technology

- The only tool-free dowel at the market that reliably engages in 5mm dowel holes
- Assures quick and easy assembly of cabinets at home




Consumer assembly friendliness

- Fewer parts
- Fewer actions to assemble
- Easy assembly instructions

CAF Quick & Easy

Consumer Assembly Friendliness

Pre-insertion technology



Proprietary FastFit machine

With Titus FastFit machine the standard Titus cam and Quickfit TL5 dowel are inserted in cabinet sides in the factory for maximum efficiency.

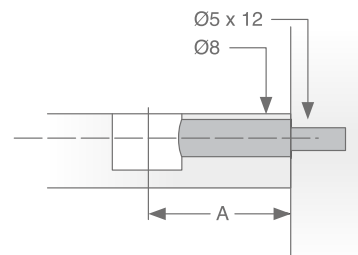
50% less time to assemble the cabinet at home

With tool-free insertion, time needed to assemble a cabinet is shorten by 50% thanks to less parts and an easier and intuitive assembly procedures.



Technical details Quickfit TL5

| | |
|--|--|
| Hole diameter | 5mm |
| Length ETHC (edge-to-hole-centre) – A | 24mm, 34mm |
| Insertion type | tool-free |
| Application | manual insertion, factory insertion |
| Cams | Cam5000 |
| Drilling specification | Hole diameter (face board) = ø5mm Hole depth = min. 12.5mm Hole diameter (edge board) = ø8mm |



Cam5000 ready

The combination of Cam5000 and Quickfit TL5 offers a highly efficient and robust fastening system for cabinet assembly. Both products assure exceptional holding power and precise joint alignment. The result is a highly durable connection that endures repeated use and supports heavy loads, making it an ideal solution for demanding furniture applications where both strength and efficiency are essential.





Titus Group / titusplus.com

